

astro


PHOTOMETRIC
TEST REPORT

Report Number	GNC-19565
Customer	Astro Lighting Limited
Contact	Ross Dickson
Product Type	LED Uplight
Test Purpose	Generation of Photometric Data
Sales Order Ref	Q-LUX17-21659
Works Order Number	WO-10212
Test Item Reference	TI-13754
LAB Test Method Reference	TES-102000
Test Standards	LM-79-08; (BS) EN 13032-4:2015; CIE S025:2015
Lab Location Reference	LUX-TSI
Tested by	Mike Sewell
Date of Test	07/07/2017
Reviewed by	Menno Schakel
Number of products tested	1

Address: LUX-TSI Ltd.,
Pencoed Technology Park,
Pencoed, Bridgend,
CF35 5AQ, UK
Telephone: +44 (0) 1656 864618
Authorised by: Gareth Jones
Email: gjones@lux-tsi.com
Signed:



Date: 13/07/2017



7599 - Parma LED 250 uplight 2700K

Disclaimers

This report is for the exclusive use of LUX-TSI's Customer and is provided pursuant to the agreement between LUX-TSI and its Customer. LUX-TSI's responsibility and reliability are limited to the Terms and Conditions of the agreement. LUX-TSI assumes no liability to any other party, other than the Customer in accordance with the agreement, for any loss, expense or damage occasioned by the use of this report. Only the Customer is authorized to permit copying or distribution of this report and then only in its entirety. Any use of the LUX-TSI name or one of its marks for the sale or advertisement of the tested material, product or service must be approved in writing by LUX-TSI.

The observations and test results in this report are relevant only to the sample tested. Opinions expressed and data supplied in this report, are given in good faith, and are based on the information provided by the Customer. This report does not remove the requirement for the Customer to obtain further independent advice and in particular to instruct a notified or competent body or person to carry out further evaluation work and/or testing. Accordingly, no warranty is given, nor is any term or condition to be implied, that the product, which is the subject of this report, complies with the requirements of any EU directives.

Nomenclature

Lamp Orientation described below relates to the position in which a lamp is designed to operate for maximum performance and safety, these include:

BD - Base Down (bulb is vertically positioned with the metal base at the bottom, glass up)

BU - Base Up (bulb is vertically positioned with the metal base at the top, glass hanging down)

HBD - Horizontal $+15^{\circ}$ to Base Down

H45 - Horizontal to -45° only

VBU - Vertical Base Up $\pm 15^{\circ}$

VBD - Vertical Base Down $\pm 15^{\circ}$

HBU - Base Up $\pm 90^{\circ}$ (bulb can be operated in a base up or horizontal position)

HOR - Horizontal Burn (bulb is positioned with the metal base parallel to the ground)

H75 - Horizontal $\pm 75^{\circ}$ (bulb should not be operated within 15° of vertical)

U - Universal Burn (burn can be operated in any position)

Test Conditions

Measurements were made with an ambient temperature of $25^{\circ}\text{C} \pm 1^{\circ}\text{C}$. Measurements were taken only after sufficient time for thermal stabilisation has been allowed. Thermal stabilisation according to LM-79-08 was achieved before measurements are measured and reported.

Calibrations

The far field Type C Goniophotometer is calibrated using an intensity lamp calibrated by a NVLAP accredited calibration laboratory.

Test Equipment

UL LSI Custom Far-Field Type C Moving Mirror Goniophotometer measures intensity as a function of angle. On-axis spectral measurements taken using spectrometer, for which these measurements and outputs are not accredited.

Data Formats

IES (15 deg azimuth and 2.5 deg inclination) and LDT (15 deg C planes and 2.5 deg gamma angles)

Spectral Data file from which the calculation of chromaticity and CRI etc. have been performed and the derived results from the LightMtrX software are provided as a text file format.

All photometric data for LED products will be provided in ABSOLUTE photometric format and all non-LED data will be in relative photometric format with lamp lumens measured separately, where possible, for LOR estimation.

Product Name	7599 - Parma LED 250 uplight 2700K
Part/Serial Number	N/A
Type of Product	LED Uplight
Base Type	Not Applicable - Luminaire
Driver Type	Internal
Test Time	30 mins
Operating Orientation	Base Down
Test Orientation	Base Down
Ambient Temperature	24.9°C
Manufacturer	Astro Lighting Limited
Date of Manufacture	Not Available
Thermal Management	Passive
Dimmable	No
Pre-Burning Time	0 hours
Stabilisation Time	75 mins
Humidity	51.5% RH
Averaging Applied	NONE

Driver Details		
Manufacturer		N/A
Model		N/A
Part/Serial #		N/A
Rated Voltage		N/A
Output	Current	N/A
	Voltage	N/A

Photometric Measurements	
Luminous Flux	319 lm
Luminous Efficacy	37 lm/W

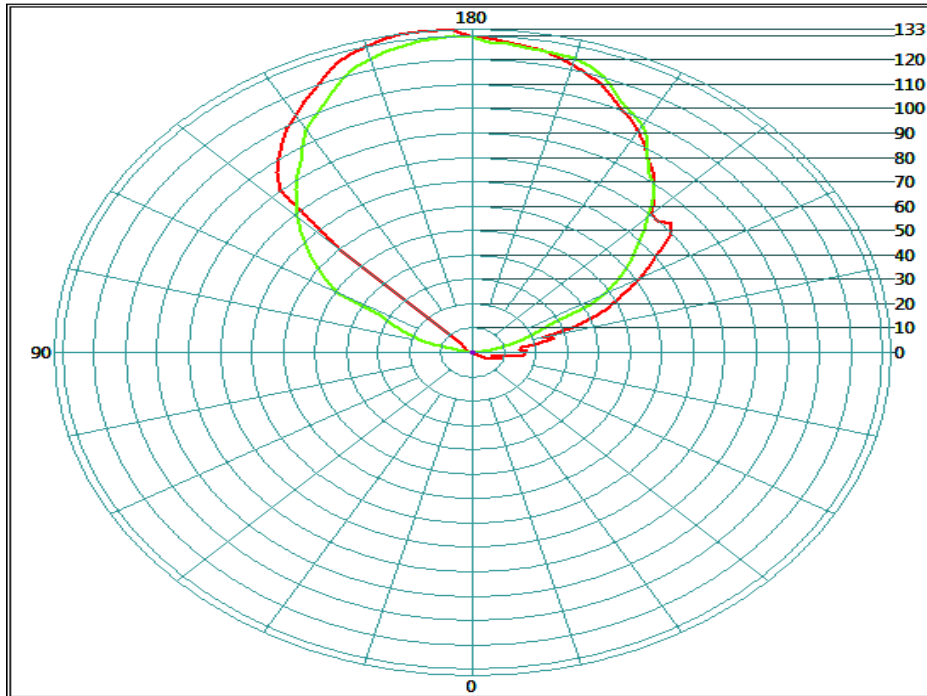
Dimension	Sample	Luminous Opening
Diameter/Width	250 mm	145 mm
Length	60 mm	50 mm
Height/Depth	65 mm	15 mm

Electrical Measurements	
Frequency	50 Hz
Voltage	230.020 V
Current	0.077 A
Power	8.7 W
Power Factor	0.494
Apparent Power	17.7 VA

Goniophotometric Measurements

Beam Angle	Horizontal	98°
	Vertical	13°
On-axis Intensity		cd
Peak Intensity		133 cd
Peak Direction	Horizontal	360°
	Vertical	173°

Polar Plot (cd)

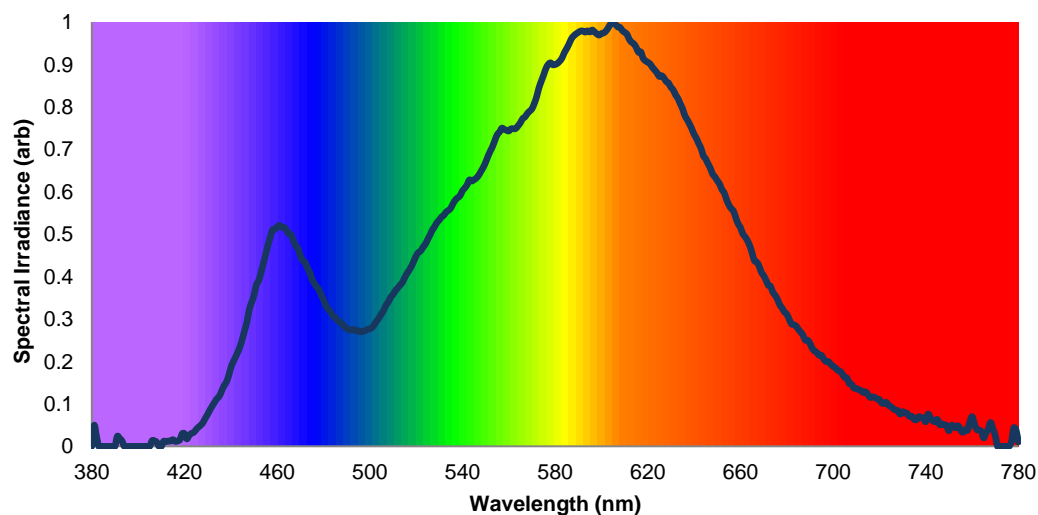


Appendices

On-axis Spectral Measurement

The following data was determined from an on-axis spectral measurement using a SP1000 spectrometer at a distance of 500mm, for which these measurements and outputs are not accredited.

Spectral Irradiance versus Wavelength

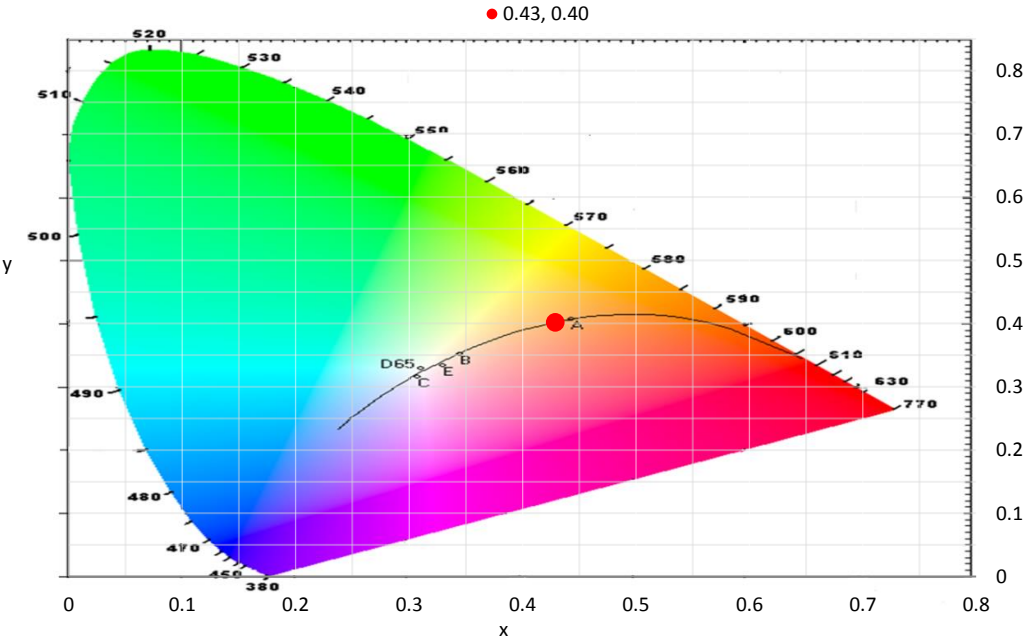


Colour Rendering Index Detail			
R1	81	R8	61
R2	92	R9	13
R3	96	R10	80
R4	77	R11	73
R5	80	R12	68
R6	89	R13	84
R7	83	R14	99

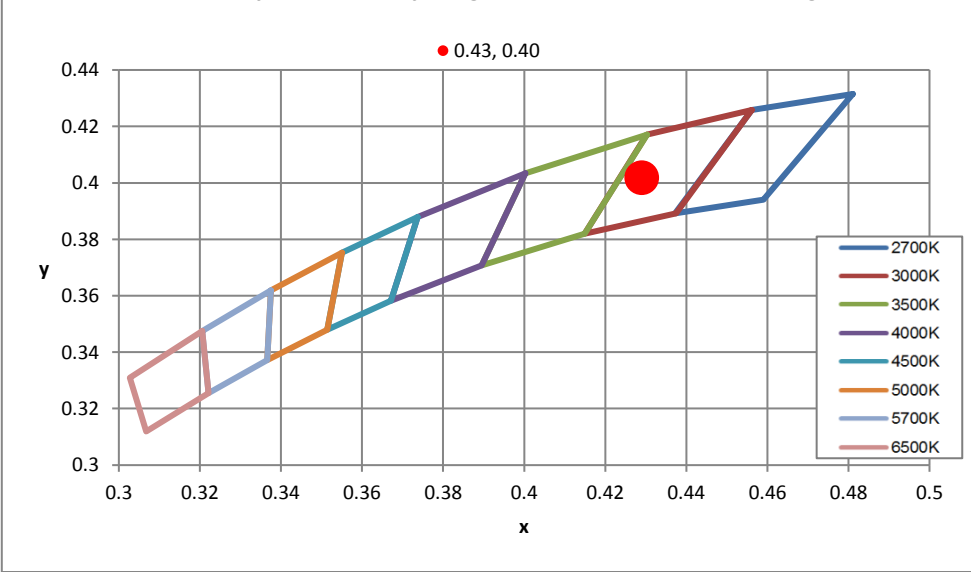
Colorimetric Details	
CCT	3118K
CRI (Ra)	82

Chromaticity Coordinates		
CIE 1931	x	0.4290
	y	0.4018
CIE 1960	u	0.2464
	v	0.3462
CIE 1976	u'	0.2464
	v'	0.5193
Duv		0.0002

CIE 1931 Colour Chart



CIE 1931 x, y Chromaticity Diagram - Nominal CCT Quadrangles



Spectral Power Distribution

λ (nm)	Arb units	λ (nm)	Arb units	λ (nm)	Arb units	λ (nm)	Arb units
380	0.00E+00	430	7.55E-02	480	3.46E-01	530	5.34E-01
381	4.95E-02	431	8.60E-02	481	3.32E-01	531	5.41E-01
382	2.47E-02	432	9.51E-02	482	3.24E-01	532	5.45E-01
383	0.00E+00	433	1.04E-01	483	3.17E-01	533	5.53E-01
384	0.00E+00	434	1.12E-01	484	3.08E-01	534	5.57E-01
385	0.00E+00	435	1.18E-01	485	3.05E-01	535	5.62E-01
386	0.00E+00	436	1.30E-01	486	2.97E-01	536	5.73E-01
387	0.00E+00	437	1.42E-01	487	2.93E-01	537	5.81E-01
388	0.00E+00	438	1.51E-01	488	2.89E-01	538	5.86E-01
389	0.00E+00	439	1.65E-01	489	2.82E-01	539	5.91E-01
390	0.00E+00	440	1.85E-01	490	2.78E-01	540	6.03E-01
391	2.36E-02	441	1.99E-01	491	2.75E-01	541	6.09E-01
392	1.90E-02	442	2.10E-01	492	2.74E-01	542	6.17E-01
393	1.31E-02	443	2.22E-01	493	2.75E-01	543	6.28E-01
394	0.00E+00	444	2.36E-01	494	2.72E-01	544	6.26E-01
395	0.00E+00	445	2.53E-01	495	2.73E-01	545	6.29E-01
396	0.00E+00	446	2.74E-01	496	2.70E-01	546	6.33E-01
397	0.00E+00	447	2.94E-01	497	2.72E-01	547	6.39E-01
398	0.00E+00	448	3.23E-01	498	2.73E-01	548	6.49E-01
399	0.00E+00	449	3.40E-01	499	2.76E-01	549	6.58E-01
400	0.00E+00	450	3.56E-01	500	2.77E-01	550	6.70E-01
401	0.00E+00	451	3.80E-01	501	2.80E-01	551	6.84E-01
402	0.00E+00	452	3.90E-01	502	2.88E-01	552	6.96E-01
403	0.00E+00	453	4.08E-01	503	2.96E-01	553	7.07E-01
404	0.00E+00	454	4.30E-01	504	3.03E-01	554	7.22E-01
405	0.00E+00	455	4.51E-01	505	3.12E-01	555	7.35E-01
406	1.34E-02	456	4.74E-01	506	3.21E-01	556	7.41E-01
407	1.32E-02	457	4.92E-01	507	3.33E-01	557	7.50E-01
408	9.95E-03	458	5.11E-01	508	3.41E-01	558	7.48E-01
409	0.00E+00	459	5.11E-01	509	3.52E-01	559	7.45E-01
410	0.00E+00	460	5.18E-01	510	3.58E-01	560	7.44E-01
411	1.20E-02	461	5.21E-01	511	3.67E-01	561	7.49E-01
412	1.09E-02	462	5.17E-01	512	3.73E-01	562	7.49E-01
413	1.27E-02	463	5.16E-01	513	3.80E-01	563	7.49E-01
414	1.24E-02	464	5.10E-01	514	3.86E-01	564	7.56E-01
415	1.59E-02	465	5.02E-01	515	3.97E-01	565	7.63E-01
416	1.15E-02	466	4.99E-01	516	4.07E-01	566	7.73E-01
417	1.26E-02	467	4.85E-01	517	4.15E-01	567	7.77E-01
418	1.53E-02	468	4.73E-01	518	4.25E-01	568	7.85E-01
419	2.98E-02	469	4.66E-01	519	4.37E-01	569	7.90E-01
420	3.00E-02	470	4.50E-01	520	4.49E-01	570	7.96E-01
421	1.76E-02	471	4.39E-01	521	4.57E-01	571	8.08E-01
422	2.55E-02	472	4.34E-01	522	4.61E-01	572	8.24E-01
423	3.06E-02	473	4.21E-01	523	4.70E-01	573	8.45E-01
424	3.28E-02	474	4.11E-01	524	4.77E-01	574	8.61E-01
425	3.96E-02	475	3.95E-01	525	4.88E-01	575	8.75E-01
426	4.52E-02	476	3.85E-01	526	4.99E-01	576	8.91E-01
427	4.97E-02	477	3.77E-01	527	5.10E-01	577	9.00E-01
428	5.61E-02	478	3.70E-01	528	5.18E-01	578	9.05E-01
429	6.62E-02	479	3.57E-01	529	5.28E-01	579	9.00E-01
						580	9.00E-01

Spectral Power Distribution

λ (nm)	Arb units	λ (nm)	Arb units	λ (nm)	Arb units	λ (nm)	Arb units
581	9.03E-01	631	8.40E-01	681	3.00E-01	731	7.88E-02
582	9.08E-01	632	8.29E-01	682	2.89E-01	732	7.77E-02
583	9.16E-01	633	8.21E-01	683	2.87E-01	733	7.03E-02
584	9.28E-01	634	8.08E-01	684	2.84E-01	734	7.10E-02
585	9.38E-01	635	7.96E-01	685	2.76E-01	735	6.35E-02
586	9.49E-01	636	7.80E-01	686	2.69E-01	736	6.28E-02
587	9.61E-01	637	7.71E-01	687	2.62E-01	737	7.01E-02
588	9.68E-01	638	7.60E-01	688	2.51E-01	738	6.78E-02
589	9.73E-01	639	7.49E-01	689	2.50E-01	739	6.69E-02
590	9.76E-01	640	7.36E-01	690	2.43E-01	740	5.80E-02
591	9.79E-01	641	7.26E-01	691	2.31E-01	741	7.60E-02
592	9.79E-01	642	7.14E-01	692	2.25E-01	742	6.73E-02
593	9.77E-01	643	7.03E-01	693	2.21E-01	743	6.07E-02
594	9.80E-01	644	6.85E-01	694	2.14E-01	744	5.79E-02
595	9.77E-01	645	6.78E-01	695	2.15E-01	745	6.36E-02
596	9.82E-01	646	6.66E-01	696	2.05E-01	746	5.10E-02
597	9.77E-01	647	6.56E-01	697	2.00E-01	747	5.30E-02
598	9.73E-01	648	6.42E-01	698	2.00E-01	748	5.07E-02
599	9.70E-01	649	6.35E-01	699	1.94E-01	749	4.92E-02
600	9.73E-01	650	6.27E-01	700	1.89E-01	750	3.66E-02
601	9.75E-01	651	6.19E-01	701	1.85E-01	751	4.87E-02
602	9.80E-01	652	6.06E-01	702	1.79E-01	752	4.86E-02
603	9.87E-01	653	5.98E-01	703	1.77E-01	753	4.36E-02
604	9.96E-01	654	5.82E-01	704	1.71E-01	754	4.86E-02
605	1.00E+00	655	5.70E-01	705	1.62E-01	755	3.85E-02
606	9.96E-01	656	5.61E-01	706	1.61E-01	756	3.31E-02
607	9.89E-01	657	5.55E-01	707	1.48E-01	757	3.95E-02
608	9.88E-01	658	5.39E-01	708	1.46E-01	758	3.77E-02
609	9.81E-01	659	5.25E-01	709	1.38E-01	759	5.67E-02
610	9.76E-01	660	5.16E-01	710	1.36E-01	760	7.01E-02
611	9.72E-01	661	5.02E-01	711	1.34E-01	761	5.34E-02
612	9.60E-01	662	4.94E-01	712	1.31E-01	762	4.00E-02
613	9.53E-01	663	4.86E-01	713	1.27E-01	763	3.84E-02
614	9.49E-01	664	4.73E-01	714	1.29E-01	764	3.52E-02
615	9.41E-01	665	4.57E-01	715	1.23E-01	765	1.98E-02
616	9.29E-01	666	4.38E-01	716	1.15E-01	766	3.20E-02
617	9.30E-01	667	4.35E-01	717	1.16E-01	767	4.06E-02
618	9.15E-01	668	4.26E-01	718	1.15E-01	768	5.63E-02
619	9.09E-01	669	4.11E-01	719	1.12E-01	769	4.13E-02
620	9.06E-01	670	4.03E-01	720	1.10E-01	770	2.55E-02
621	9.02E-01	671	3.92E-01	721	1.02E-01	771	0.00E+00
622	8.94E-01	672	3.80E-01	722	1.01E-01	772	0.00E+00
623	8.87E-01	673	3.77E-01	723	1.04E-01	773	0.00E+00
624	8.81E-01	674	3.63E-01	724	9.66E-02	774	0.00E+00
625	8.72E-01	675	3.56E-01	725	9.38E-02	775	0.00E+00
626	8.74E-01	676	3.46E-01	726	8.85E-02	776	0.00E+00
627	8.68E-01	677	3.34E-01	727	8.57E-02	777	1.16E-02
628	8.60E-01	678	3.26E-01	728	8.38E-02	778	4.37E-02
629	8.56E-01	679	3.17E-01	729	7.59E-02	779	3.83E-02
630	8.47E-01	680	3.12E-01	730	8.20E-02	780	1.03E-02

Measurement Uncertainty

The following is the reported expanded uncertainty of the UL 6440T Type C Mirror Goniophotometer.

Parameter	Uncertainty
Total Luminous Flux (%)	± 4.9
Luminous Intensity (%)	± 4.9
Temperature (°C)	± 1.0
Voltage DC TY720 (%)	± 0.02
Current DC TY720 (%)	± 0.10
Voltage AC WT210 (%)	± 0.0585
Current AC WT210 (%)	± 0.0251
Power AC WT210 (%)	± 0.2261
Frequency (50/60 Hz) WT210 (%)	± 0.0040
Power Factor WT210 (%)	± 0.0601

The reported expanded uncertainty is based on the combined standard uncertainty multiplied by a coverage factor of $k = 2$. This value of k gives a coverage probability of approximately 95%, assuming a normal distribution. This determination of the measurement uncertainty has been done in accordance with international requirements including UKAS, BIPM Guide to the Expression of Uncertainty in Measurement and CIE 198:2011 and CIE S 025/E:2015.

Electrical measurement equipment used for the determination of results for this report, are compliant and meet the performance requirements of the measurement standards used.

----- END OF REPORT -----